2SS/2.5SS

Applications

For water supply from wells or reservoirs
For domestic use, for civil and industrial applications
For garden use and irrigation

Operating conditions

Maximum fluid temperature up to +35℃
Maximum sand content: 0.25%
2SD minimum well diameter:2"
2.5SD minimum well diameter:2.5"

Motor and Pump

Rewindable motor
Single-phase: 220 - 240V/50Hz
Equip with start control box or digital auto-control box
Pumps are designed by casing stressed
Curve tolerance according to ISO 9906

Options on request

Special mechanical seal
Other voltages or frequency 60Hz
Single phase motor with built-in capacitor

Warranty: 1 years

(according to our general sales conditions)

Components	Material
Pump external casing	AISI 304 SS
Delivery casing	Cast-Cu ASTM C85500
Suction lantern	Cast-Cu ASTM C85500
Diffuser	Plastic.PC
Impeller	Plastic.POM
Shaft	AISI 304 SS
Shaft coupling	AISI 304 SS
Wear ring	AISI 304 SS
Motor external casing	AISI 304 SS
Top chock	①Cast-Cu ASTM C85500
	②Cast-iron ASTM NO.30
Bottom support	AISI 304 SS
Mechanical seal	Special seal for deep well(Graphite-Ceramic/TC)
Shaft	AISI 304 SS-ASTM 5140
Seal lubricant oil	Oil for food machinery and pharmaceutic use.

2 SS (M) 0.7 / 26 (N)

- built-in capacitor (outboard capacitor with no N marked)
- impeller's number
- capacity (m^3/h)
- single phase
- pump name
- well Ø2"

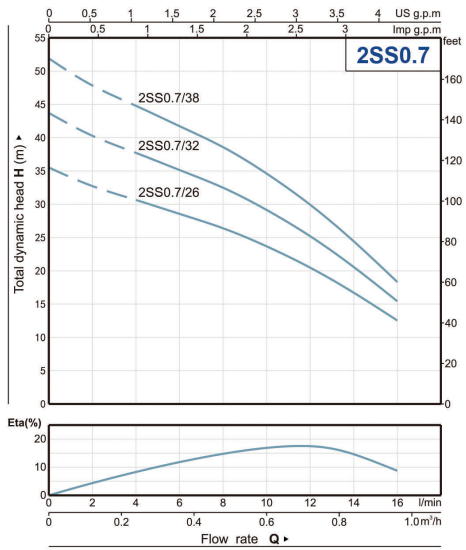

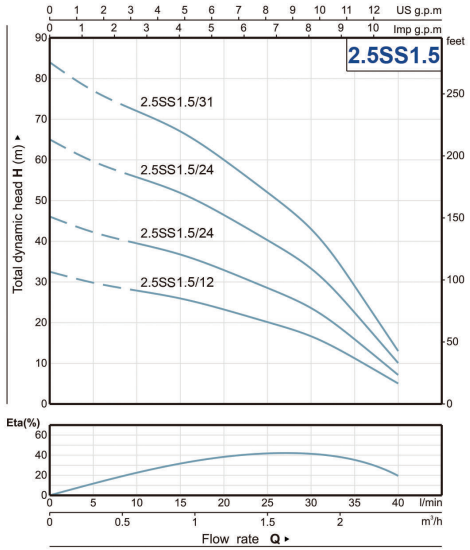

PERFORMANCE DATA 50Hz

MODEL	P_2		DELIVERY n≈2850 1/min									
1~ 220 - 240V	kW	HP	Q m^3/h	0	0.12	0.24	0.36	0.48	0.60	0.72	0.84	0.96
			Q l/min	0	2	4	6	8	10	12	14	16
2SSM0.7/26	0.18	0.25	H(m)	35	32	30	28	26	23	20	16	12
2SSM0.7/32	0.25	0.33		43	40	37	35	32	29	24	20	15
2SSM0.7/38	0.37	0.5		51	47	44	41	38	34	29	24	18

PERFORMANCE DATA 50Hz

MODEL	P_2		DELIVERY n≈2850 1/min									
1~ 220 - 240V	kW	HP	Q m^3/h	0	0.3	0.6	0.9	1.2	1.5	1.8	2.1	2.4
			Q l/min	0	5	10	15	20	25	30	35	40
2.5SSM1.5/12	0.25	0.33	H(m)	33	30	28	26	23	20	17	11	5
2.5SSM1.5/17	0.37	0.5		46	42	39	37	33	29	24	16	7
2.5SSM1.5/24	0.55	0.75		65	60	56	52	46	40	33	22	10
2.5SSM1.5/31	0.75	1		84	77	72	67	60	52	43	29	13

DIMENSION AND WEIGHT

MODEL	DN	DIMENSION(mm)			WEIGHT(kg)			PUMP	
1~ 220 - 240V		P	M	T	P	M	T	D1	øD2
2SSM0.7/26	½"/¾"	778	499	1277	2.0	4.3	6.3	51	ø50
2SSM0.7/32	½"/¾"	942	499	1441	2.3	4.3	6.6		
2SSM0.7/38	½"/¾"	1084	499	1583	2.6	4.3	6.9		
2.5SSM1.5/12	1"	437	445	882	3.3	6.9	10.2	66	ø65
2.5SSM1.5/17	1"	570	578	1148	3.8	7.6	11.4		
2.5SSM1.5/24	1"	779	787	1546	4.1	8.2	12.3		
2.5SSM1.5/31	1"	993	1001	1994	4.4	8.9	13.3		

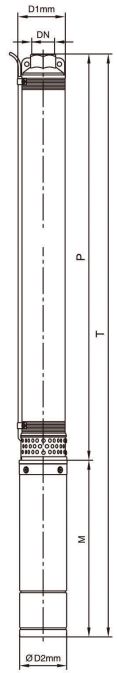

3SS

Applications
For water supply from wells or reservoirs
For domestic use, for civil and industrial applications
For garden use and irrigation

Operating conditions
Maximum fluid temperature up to +35℃
Maximum sand content: 0.25%
Minimum well diameter: 3"

Motor and Pump
Rewindable motor
Single-phase: 220 - 240V/50Hz
Three-phase: 380 - 415V/50Hz
Equip with start control box or digital auto-control box
Pumps are designed by casing stressed
Curve tolerance according to ISO 9906

Options on request
Special mechanical seal
Other voltages or frequency 60Hz
Single phase motor with built-in capacitor

Warranty: 1 years
(according to our general sales conditions)

3SS

Components	Material
Pump external casing	AISI 304 SS
Delivery casing	① Cast-Cu ASTM C85500 ② AISI 304 SS
Suction lantern	① Cast-Cu ASTM C85500 ② AISI 304 SS
Diffuser	Plastic.PC
Impeller	Plastic.POM
Shaft	AISI 304 SS
Shaft coupling	AISI 304 SS
Wear ring	AISI 304 SS
Motor external casing	AISI 304 SS
Top chock	①Cast-Cu ASTM C85500
	②Cast-iron ASTM NO.30
Bottom support	AISI 304 SS
Mechanical seal	Special seal for deep well(Graphite-Ceramic/TC)
Shaft	AISI 304 SS-ASTM 5140
Seal lubricant oil	Oil for food machinery and pharmaceutic use.

3 SS (M) 2 / 8 (N)

- built-in capacitor (outboard capacitor with no N marked)
- impeller's number
- capacity (m^3/h)
- single phase (three phase with no M marked)
- pump name
- well Ø 3"

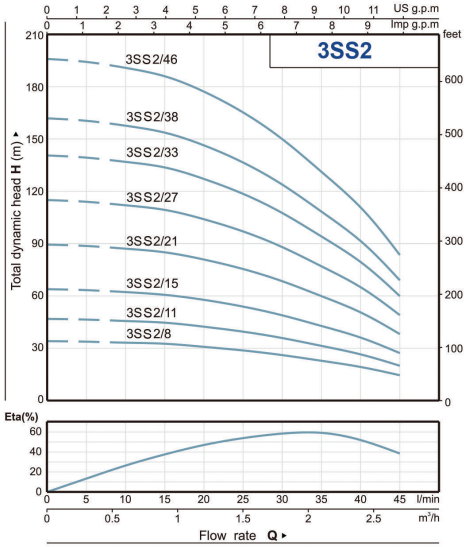

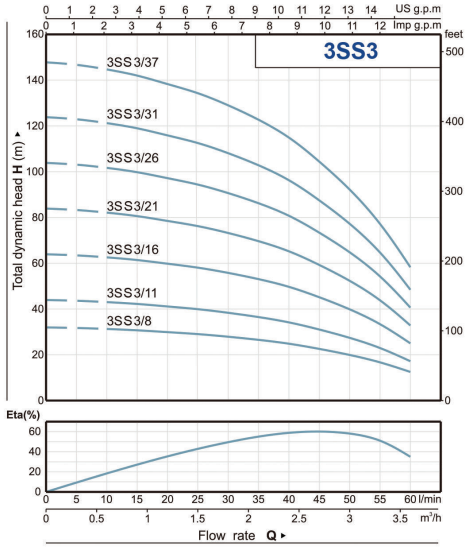

PERFORMANCE DATA 50Hz

MODEL		P_2		DELIVERY n≈2850 1/min										
1~ 220 - 240V	3~ 380 - 415V	kW	HP	Q m^3/h	0	0.3	0.6	0.9	1.2	1.5	1.8	2.1	2.4	2.7
				Q l/min	0	5	10	15	20	25	30	35	40	45
3SSM2/8	3SS2/8	0.18	0.25	H(m)	34	34	33	33	31	29	26	23	19	14
3SSM2/11	3SS2/11	0.25	0.33		47	46	45	45	43	40	36	32	27	20
3SSM2/15	3SS2/15	0.37	0.5		64	63	62	61	58	54	49	43	36	27
3SSM2/21	3SS2/21	0.55	0.75		89	89	87	85	81	76	68	60	51	38
3SSM2/27	3SS2/27	0.75	1		115	114	112	110	104	97	88	77	65	49
3SSM2/33	3SS2/33	0.92	1.25		141	139	136	134	128	119	108	95	80	60
3SSM2/38	3SS2/38	1.1	1.5		162	160	157	154	147	137	124	109	92	69
3SSM2/46	3SS2/46	1.5	2		196	194	190	187	178	166	150	132	111	83

PERFORMANCE DATA 50Hz

MODEL		P_2		DELIVERY n≈2850 1/min													
1~ 220 - 240V	3~ 380 - 415V	kW	HP	Q m^3/h	0	0.3	0.6	0.9	1.2	1.5	1.8	2.1	2.4	2.7	3.0	3.3	3.6
				Q l/min	0	5	10	15	20	25	30	35	40	45	50	55	60
3SSM3/8	3SS3/8	0.25	0.33	H(m)	32	32	32	31	30	29	28	27	26	23	20	16	12
3SSM3/11	3SS3/11	0.37	0.5		44	44	43	43	41	40	39	37	35	31	27	22	16
3SSM3/16	3SS3/16	0.55	0.75		64	64	63	62	60	59	56	54	51	45	39	32	23
3SSM3/21	3SS3/21	0.75	1		85	84	83	81	79	77	74	70	67	60	52	43	31
3SSM3/26	3SS3/26	0.92	1.25		105	104	103	100	98	96	91	87	83	74	64	53	38
3SSM3/31	3SS3/31	1.1	1.5		125	124	122	120	116	114	109	104	99	88	76	63	45
3SSM3/37	3SS3/37	1.5	2		149	148	146	143	139	136	130	124	118	105	91	75	54

SHOWFOU

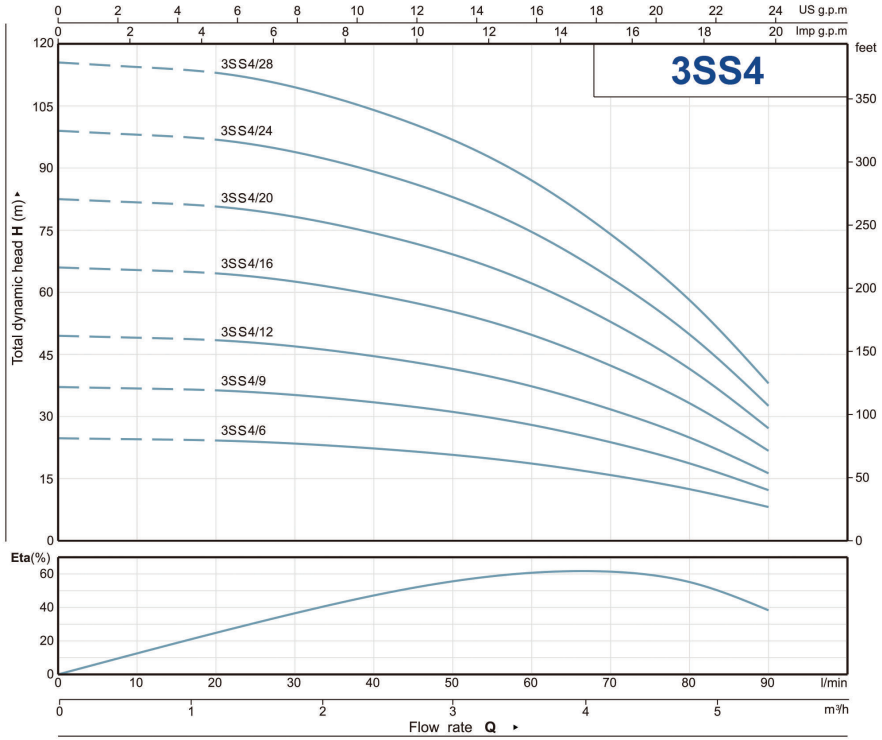

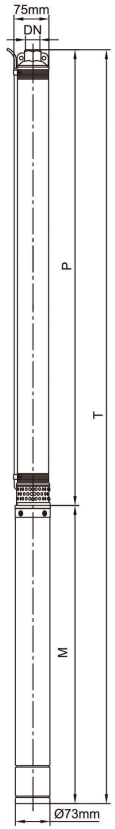

DIMENSION AND WEIGHT

MODEL		DN	DIMENSION(mm)					WEIGHT(kg)				
1 ~ 220 - 240V	3 ~ 380 - 415V		P	M(S)	M(T)	T(S)	T(T)	P	M(S)	M(T)	T(S)	T(T)
3SSM2/8	3SS2/8	1"/1¼"/1½"	377	288	288	665	665	1.8	4.0	4.0	5.8	5.8
3SSM2/11	3SS2/11	1"/1¼"/1½"	444	308	288	752	752	2.1	4.8	4.0	6.9	6.1
3SSM2/15	3SS2/15	1"/1¼"/1½"	535	338	308	873	873	2.4	5.6	4.8	8.0	7.2
3SSM2/21	3SS2/21	1"/1¼"/1½"	694	368	338	1062	1032	3.2	6.4	5.6	9.6	8.8
3SSM2/27	3SS2/27	1"/1¼"/1½"	830	408	368	1238	1198	3.5	7.5	6.4	11.0	9.9
3SSM2/33	3SS2/33	1"/1¼"/1½"	966	448	408	1414	1375	4.3	8.7	7.5	13.0	11.8
3SSM2/38	3SS2/38	1"/1¼"/1½"	1101	493	448	1594	1549	4.9	10.0	8.7	14.9	13.6
3SSM2/46	3SS2/46	1"/1¼"/1½"	1306	543	493	1849	1799	5.8	11.3	10.0	17.1	15.8

MODEL		DN	DIMENSION(mm)					WEIGHT(kg)				
1 ~ 220 - 240V	3 ~ 380 - 415V		P	M(S)	M(T)	T(S)	T(T)	P	M(S)	M(T)	T(S)	T(T)
3SSM3/8	3SS3/8	1"/1¼"/1½"	405	308	288	713	693	1.8	4.8	4.0	6.6	5.8
3SSM3/11	3SS3/11	1"/1¼"/1½"	483	338	308	821	791	2.1	5.6	4.8	7.7	6.9
3SSM3/16	3SS3/16	1"/1¼"/1½"	613	368	338	981	951	2.5	6.4	5.6	8.9	8.1
3SSM3/21	3SS3/21	1"/1¼"/1½"	768	408	368	1176	1136	3.2	7.5	6.4	10.7	9.6
3SSM3/26	3SS3/26	1"/1¼"/1½"	898	448	408	1346	1306	3.7	8.7	6.4	12.4	11.2
3SSM3/31	3SS3/31	1"/1¼"/1½"	1029	493	448	1522	1477	4.1	10.0	7.5	14.1	12.8
3SSM3/37	3SS3/37	1"/1¼"/1½"	1209	543	493	1752	1702	4.7	11.3	10.0	16.0	14.7

MODEL		DN	DIMENSION(mm)					WEIGHT(kg)				
1 ~ 220 - 240V	3 ~ 380 - 415V		P	M(S)	M(T)	T(S)	T(T)	P	M(S)	M(T)	T(S)	T(T)
3SSM4/6	3SS4/6	1"/1¼"/1½"	397	308	288	705	685	1.7	4.8	4.0	6.6	5.7
3SSM4/9	3SS4/9	1"/1¼"/1½"	498	338	308	836	806	2.0	5.6	4.8	7.6	6.8
3SSM4/12	3SS4/12	1"/1¼"/1½"	599	368	338	967	937	2.3	6.4	5.6	8.7	7.9
3SSM4/16	3SS4/16	1"/1¼"/1½"	757	408	368	1165	1125	2.8	7.5	6.4	10.3	9.2
3SSM4/20	3SS4/20	1"/1¼"/1½"	892	448	408	1340	1300	3.4	8.7	7.5	12.1	10.9
3SSM4/24	3SS4/24	1"/1¼"/1½"	1026	493	448	1519	1474	3.9	10.0	8.7	13.9	12.6
3SSM4/28	3SS4/28	1"/1¼"/1½"	1184	543	493	1727	1677	4.3	11.3	10.0	15.6	14.3

PERFORMANCE DATA 50Hz

MODEL		P_2		DELIVERY n≈2850 1/min										
1~ 220 - 240V	3~ 380 - 415V	kW	HP	Q m³/h	0	0.6	1.2	1.8	2.4	3.0	3.6	4.2	4.8	5.4
				Q l/min	0	10	20	30	40	50	60	70	80	90
3SSM4/6	3SS4/6	0.25	0.33	H(m)	25	25	24	23	22	21	19	16	13	8
3SSM4/9	3SS4/9	0.37	0.5		37	37	36	35	33	32	28	24	19	12
3SSM4/12	3SS4/12	0.55	0.75		49	49	48	47	45	42	37	32	25	15
3SSM4/16	3SS4/16	0.75	1		66	66	65	62	59	56	50	42	34	21
3SSM4/20	3SS4/20	0.92	1.25		82	82	81	78	74	70	62	53	42	25
3SSM4/24	3SS4/24	1.1	1.5		99	99	97	93	89	84	75	63	51	31
3SSM4/28	3SS4/28	1.5	2		115	115	113	109	104	98	87	74	59	36

4SA

Applications
For water supply from wells or reservoirs
For domestic use, for civil and industrial applications
For garden use and irrigation

Operating conditions
Maximum fluid temperature up to +35℃
Maximum sand content: 0.25%
Minimum well diameter: 4"

Motor and Pump
Rewindable motor
Single-phase: 220 - 240V/50Hz
Three-phase: 380 - 415V/50Hz
Equip with start control box or digital auto-control box
Pumps are designed by casing stressed
NEMA dimension standards
Curve tolerance according to ISO 9906

Options on request
Special mechanical seal
Other voltages or frequency 60Hz
Single phase motor with built-in capacitor

Warranty: 1 years
(according to our general sales conditions)

4SA

Components	Material
Pump external casing	AISI 304 SS
Delivery casing	①Cast-Cu ASTM C85500 ②AISI 304 SS
Suction lantern	①Cast-Cu ASTM C85500 ②AISI 304 SS
Diffuser	Plastic.PC
Impeller	Plastic.POM
Shaft	AISI 304 SS
Shaft coupling	AISI 304 SS
Wear ring	AISI 304 SS
Motor external casing	AISI 304 SS
Top chock	①Cast-Cu ASTM C85500 ②AISI 420 SS
	③Cast-iron ASTM NO.30
Bottom support	AISI 304 SS
Mechanical seal	Special seal for deep well(Graphite-Ceramic)
Shaft	AISI 304 SS-ASTM 5140
Seal lubricant oil	Oil for food machinery and pharmaceutic use.

4 SA (M) 2 / 7 (N)

- built-in capacitor (outboard capacitor with no N marked)
- impeller's number
- capacity (m^3/h)
- single phase (three phase with no M marked)
- pump name
- well Ø 4"

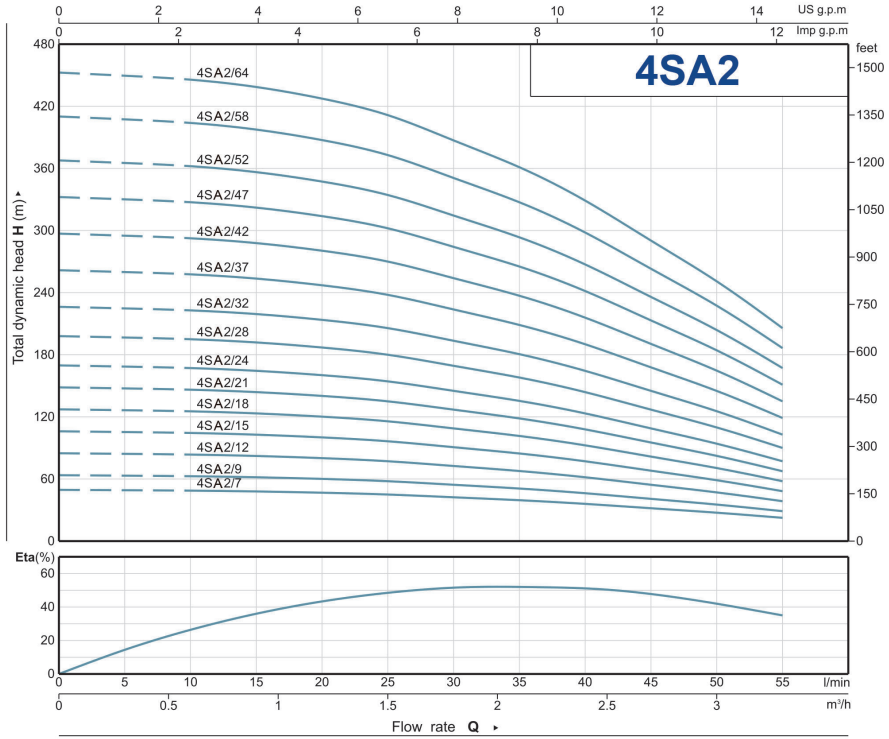

PERFORMANCE DATA 50Hz

MODEL		P_2		DELIVERY n≈2850 1/min												
1~ 220 - 240V	3~ 380 - 415V	kW	HP	Q m^3/h	0	0.3	0.6	0.9	1.2	1.5	1.8	2.1	2.4	2.7	3.0	3.3
				Q l/min	0	5	10	15	20	25	30	35	40	45	50	55
4SAM2/7	**4SA2/7**	0.25	0.33	H(m)	50	49	49	48	47	45	42	39	36	32	27	22
4SAM2/9	**4SA2/9**	0.37	0.5		64	63	63	62	60	58	54	51	47	41	35	29
4SAM2/12	**4SA2/12**	0.55	0.75		85	84	84	83	80	77	72	68	62	54	47	38
4SAM2/15	**4SA2/15**	0.75	1		106	105	105	103	100	96	90	85	78	68	59	48
4SAM2/18	**4SA2/18**	0.92	1.25		127	126	125	124	120	116	108	102	93	82	71	58
4SAM2/21	**4SA2/21**	1.1	1.5		149	147	146	145	140	135	126	118	109	95	82	67
4SAM2/24	**4SA2/24**	1.3	1.75		170	168	167	165	160	154	144	135	124	109	94	77
4SAM2/28	**4SA2/28**	1.5	2		198	196	195	193	187	180	168	158	145	127	110	90
4SAM2/32	**4SA2/32**	1.8	2.5		227	224	223	221	214	206	192	181	166	145	126	103
4SAM2/37	**4SA2/37**	2.2	3		262	259	258	255	247	238	222	209	191	168	145	119
4SAM2/42	**4SA2/42**	2.6	3.5		297	294	293	289	280	270	252	237	217	190	165	135
-	**4SA2/47**	3	4		333	329	328	324	314	302	282	265	243	213	184	151
-	**4SA2/52**	3.7	5		368	364	362	358	347	334	312	293	269	236	204	167
-	**4SA2/58**	4	5.5		411	406	404	400	387	372	348	327	300	263	227	186
-	**4SA2/64**	5	7		453	448	446	441	427	411	384	361	331	290	251	205

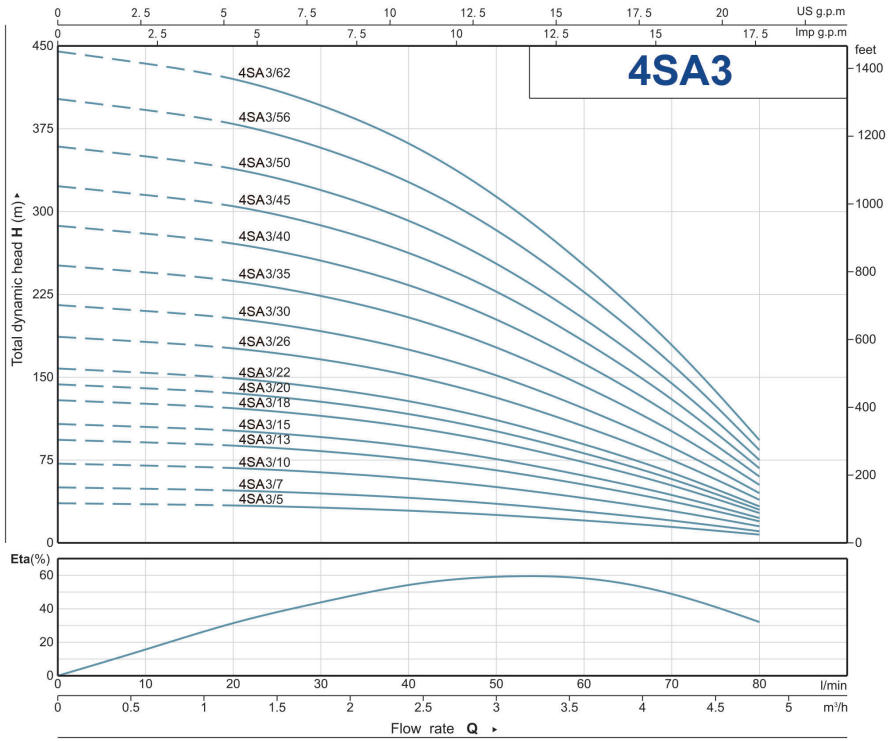

PERFORMANCE DATA 50Hz

MODEL		P_2		DELIVERY n≈2850 1/min									
1~ 220 - 240V	3~ 380 - 415V	kW	HP	Q m³/h	0	0.6	1.2	1.8	2.4	3.0	3.6	4.2	4.8
				Q l/min	0	10	20	30	40	50	60	70	80
4SAM3/5	**4SA3/5**	0.25	0.33	H(m)	36	35	34	32	29	25	20	14	7
4SAM3/7	**4SA3/7**	0.37	0.5		50	49	47	45	41	35	28	20	10
4SAM3/10	**4SA3/10**	0.55	0.75		72	70	68	64	58	50	40	29	15
4SAM3/13	**4SA3/13**	0.75	1		93	91	88	83	76	66	53	38	19
4SAM3/15	**4SA3/15**	0.92	1.25		108	105	102	96	88	76	61	43	22
4SAM3/18	**4SA3/18**	1.1	1.5		129	126	122	115	105	91	73	52	27
4SAM3/20	**4SA3/20**	1.3	1.75		144	140	135	128	117	101	81	58	30
4SAM3/22	**4SA3/22**	1.5	2		158	154	149	141	128	111	89	64	33
4SAM3/26	**4SA3/26**	1.8	2.5		187	182	176	166	152	131	105	75	39
4SAM3/30	**4SA3/30**	2.2	3		215	210	203	192	175	151	121	87	45
4SAM3/35	**4SA3/35**	2.6	3.5		251	245	237	224	204	177	142	101	52
-	**4SA3/40**	3	4		287	280	271	255	234	202	162	115	60
-	**4SA3/45**	3.7	5		323	315	305	287	263	227	182	130	67
-	**4SA3/50**	4	5.5		359	350	339	319	292	252	202	144	75
-	**4SA3/56**	5	7		402	392	379	358	327	283	227	162	84
-	**4SA3/62**	5.5	7.5		445	434	420	396	362	313	251	179	93

SHOWFOU

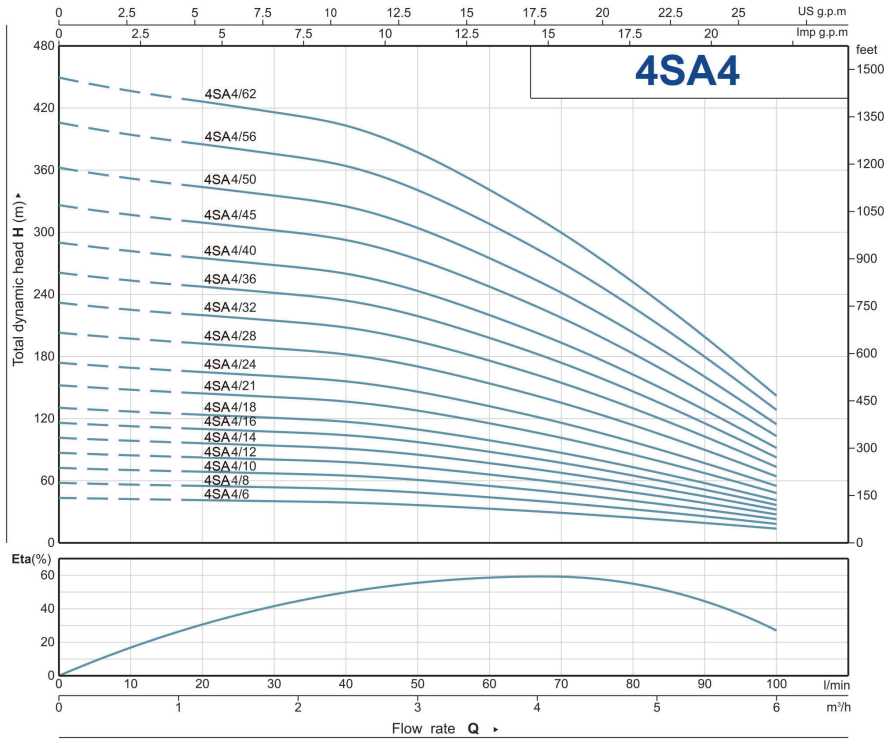

PERFORMANCE DATA 50Hz

MODEL		P_2		DELIVERY n≈2850 1/min										
1~ 220 - 240V	3~ 380 - 415V	kW	HP	Q m³/h	0	0.6	1.2	1.8	2.4	3.0	3.6	4.2	4.8	5.4	6.0
				Q l/min	0	10	20	30	40	50	60	70	80	90	100
4SAM4/6	**4SA4/6**	0.37	0.5	H(m)	44	42	41	40	39	36	33	29	24	19	14
4SAM4/8	**4SA4/8**	0.55	0.75		58	56	55	54	52	49	44	39	33	26	18
4SAM4/10	**4SA4/10**	0.75	1		73	70	69	67	65	61	55	48	41	32	23
4SAM4/12	**4SA4/12**	0.92	1.25		87	84	82	81	78	73	66	58	49	39	27
4SAM4/14	**4SA4/14**	1.1	1.5		102	98	96	94	91	85	77	68	57	45	32
4SAM4/16	**4SA4/16**	1.3	1.75		116	113	110	107	104	97	88	77	65	51	37
4SAM4/18	**4SA4/18**	1.5	2		131	127	124	121	117	109	99	87	73	58	41
4SAM4/21	**4SA4/21**	1.8	2.5		152	148	144	141	136	128	115	102	85	67	48
4SAM4/24	**4SA4/24**	2.2	3		174	169	165	161	156	146	132	116	98	77	55
4SAM4/28	**4SA4/28**	2.6	3.5		203	197	192	188	182	170	154	135	114	90	64
-	**4SA4/32**	3	4		232	225	220	215	208	195	176	155	130	103	73
-	**4SA4/36**	3.7	5		261	253	247	242	234	219	198	174	146	116	82
-	**4SA4/40**	4	5.5		290	281	275	268	260	243	220	194	163	128	92
-	**4SA4/45**	5	7		327	316	309	302	293	274	248	218	183	144	103
-	**4SA4/50**	5.5	7.5		363	352	344	335	325	304	275	242	203	160	115
-	**4SA4/56**	7	10		406	394	385	376	364	341	308	271	228	180	128
-	**4SA4/62**	7.5	10		450	436	426	416	403	377	341	300	252	199	142

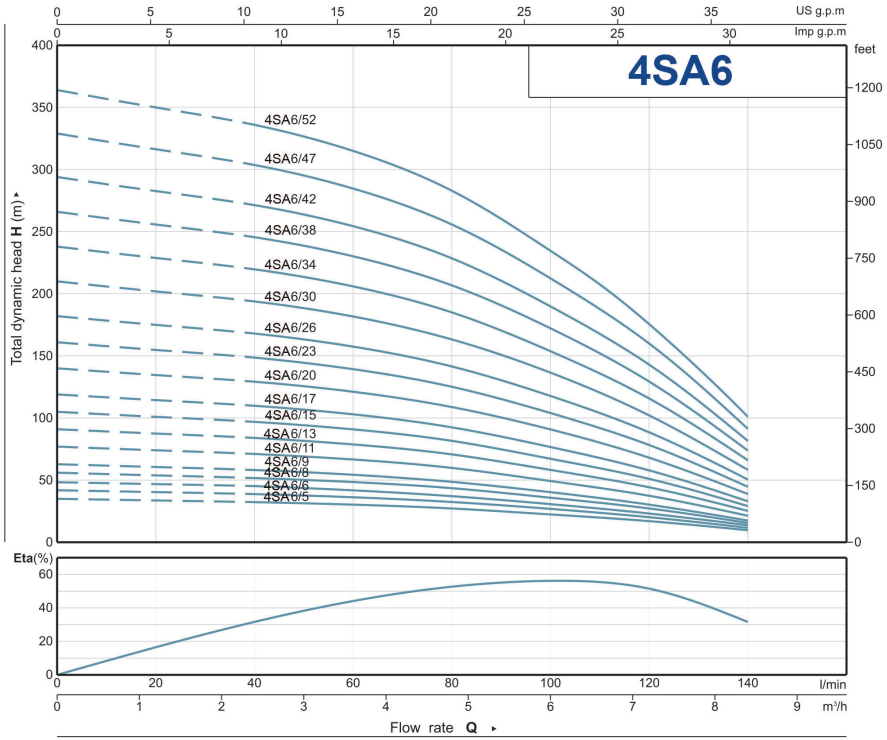

PERFORMANCE DATA 50Hz

MODEL		P_2		DELIVERY n≈2850 1/min								
1~ 220 - 240V	3~ 380 - 415V	kW	HP	Q m³/h	0	1.2	2.4	3.6	4.8	6.0	7.2	8.4
				Q l/min	0	20	40	60	80	100	120	140
4SAM6/5	4SA6/5	0.37	0.5		35	34	32	30	27	22	17	10
4SAM6/6	4SA6/6	0.55	0.75		42	40	39	36	33	27	20	12
4SAM6/7	4SA6/7	0.75	1		49	47	45	42	38	31	24	14
4SAM6/8	4SA6/8	0.75	1		56	54	52	48	44	36	27	16
4SAM6/9	4SA6/9	0.92	1.25		63	61	58	55	49	40	31	17
4SAM6/11	4SA6/11	1.1	1.5		77	74	71	67	60	49	37	21
4SAM6/13	4SA6/13	1.3	1.75		91	88	84	79	71	58	44	25
4SAM6/15	4SA6/15	1.5	2		105	101	97	91	82	67	51	29
4SAM6/17	4SA6/17	1.8	2.5	H(m)	119	114	110	103	93	76	58	33
4SAM6/20	4SA6/20	2.2	3		140	135	129	121	109	90	68	39
4SAM6/23	4SA6/23	2.6	3.5		161	155	149	139	125	103	78	45
-	4SA6/26	3	4		182	175	168	158	142	117	88	51
-	4SA6/30	3.7	5		210	202	194	182	163	134	102	58
-	4SA6/34	4	5.5		238	229	220	206	185	152	116	66
-	4SA6/38	5	7		266	256	246	230	207	170	129	74
-	4SA6/42	5.5	7.5		294	283	271	254	229	188	143	82
-	4SA6/47	7	10		329	316	304	285	256	211	160	91
-	4SA6/52	7.5	10		364	350	336	315	283	233	177	101

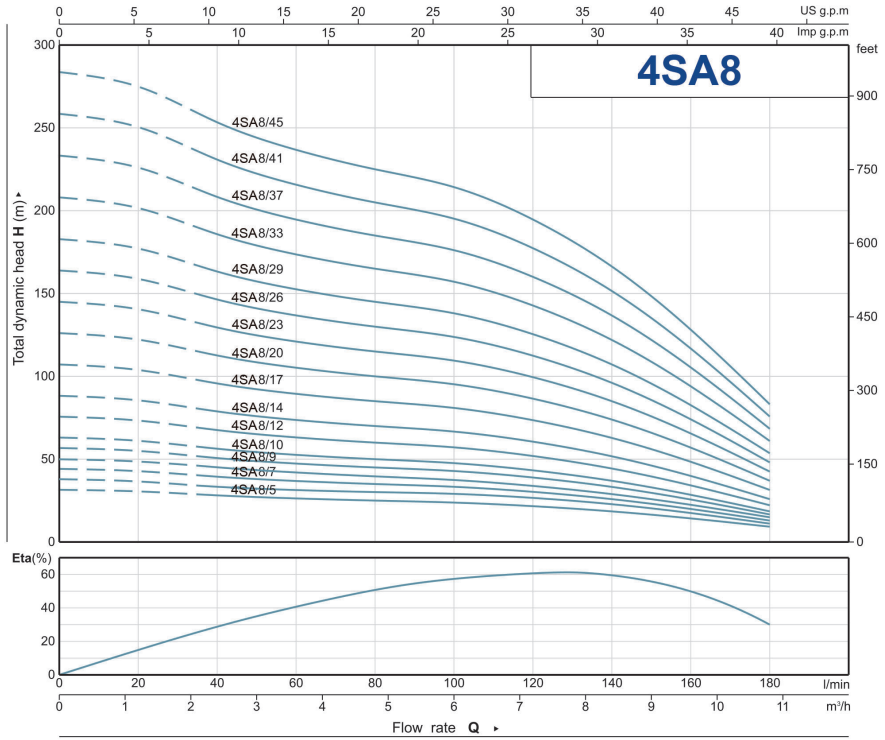

PERFORMANCE DATA 50Hz

MODEL		P_2		DELIVERY n≈2850 1/min										
1~ 220 - 240V	3~ 380 - 415V	kW	HP	Q m³/h	0	1.2	2.4	3.6	4.8	6.0	7.2	8.4	9.6	10.8
				Q l/min	0	20	40	60	80	100	120	140	160	180
4SAM8/5	4SA8/5	0.55	0.75		32	31	28	26	25	24	22	18	14	9
4SAM8/6	4SA8/6	0.75	1		38	37	33	32	30	28	26	22	17	11
4SAM8/7	4SA8/7	0.75	1		44	43	39	37	35	33	30	26	20	13
4SAM8/8	4SA8/8	0.92	1.25		50	49	45	42	40	38	35	30	23	15
4SAM8/9	4SA8/9	1.1	1.5		57	55	51	47	45	43	39	33	26	17
4SAM8/10	4SA8/10	1.3	1.75		63	61	56	53	50	48	43	37	28	18
4SAM8/12	4SA8/12	1.5	2		76	73	67	63	60	57	52	44	34	22
4SAM8/14	4SA8/14	1.8	2.5		88	86	79	74	70	67	61	52	40	26
4SAM8/17	4SA8/17	2.2	3	H(m)	107	104	96	90	85	81	74	63	48	31
4SAM8/20	4SA8/20	2.6	3.5		126	122	112	105	100	95	87	74	57	37
-	4SA8/23	3	4		145	141	129	121	115	109	100	85	65	42
-	4SA8/26	3.7	5		164	159	146	137	130	124	113	96	74	48
-	4SA8/29	4	5.5		183	177	163	153	145	138	126	107	82	53
-	4SA8/33	5	7		208	202	186	174	165	157	143	122	94	61
-	4SA8/37	5.5	7.5		234	226	208	195	185	176	160	136	105	68
-	4SA8/41	7	10		259	251	231	216	205	195	178	151	117	76
-	4SA8/45	7.5	10		284	275	253	237	225	214	195	166	128	83

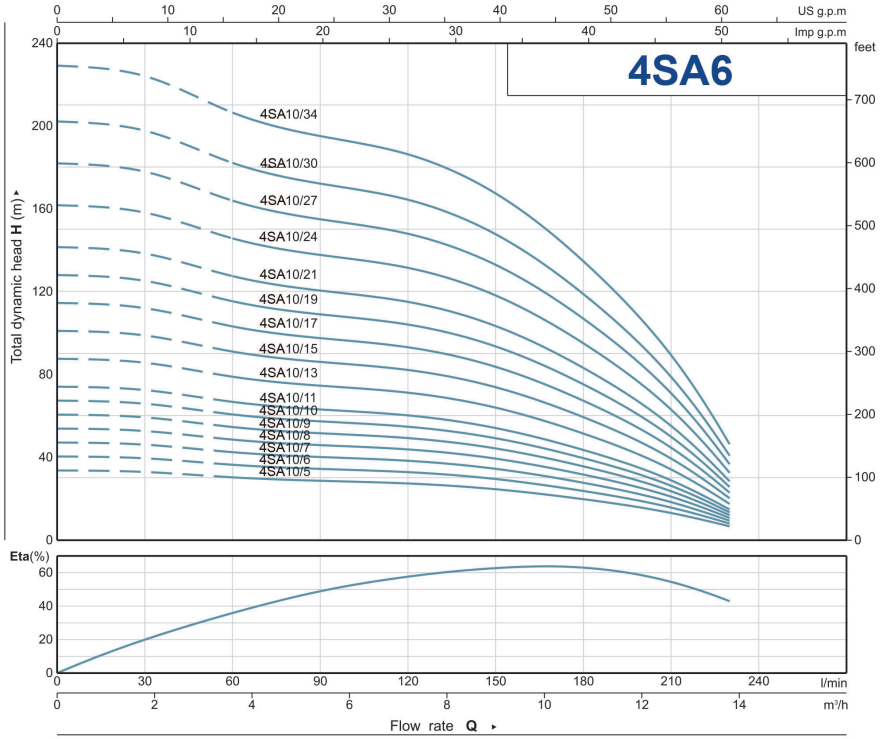

PERFORMANCE DATA 50Hz

MODEL		P_2		DELIVERY n≈2850 1/min									
1~ 220 - 240V	3~ 380 - 415V	kW	HP	Q m³/h	0	1.8	3.6	5.4	7.2	9.0	10.8	12.6	13.8
				Q l/min	0	30	60	90	120	150	180	210	230
4SAM10/5	**4SA10/5**	0.75	1	H(m)	34	33	30	29	27	25	20	13	7
4SAM10/6	**4SA10/6**	0.92	1.25		40	40	37	34	33	29	24	16	8
4SAM10/7	**4SA10/7**	1.1	1.5		47	46	43	40	38	34	28	19	10
4SAM10/8	**4SA10/8**	1.3	1.75		54	53	49	46	44	39	32	21	11
4SAM10/9	**4SA10/9**	1.5	2		61	59	55	52	49	44	36	24	12
4SAM10/10	**4SA10/10**	1.5	2		67	66	61	57	55	49	40	26	14
4SAM10/11	**4SA10/11**	1.8	2.5		74	72	67	63	60	54	44	29	15
4SAM10/13	**4SA10/13**	2.2	3		88	86	79	75	71	64	52	34	18
4SAM10/15	**4SA10/15**	2.6	3.5		101	99	91	86	82	74	60	40	21
-	**4SA10/17**	3	4		115	112	104	97	93	83	67	45	23
-	**4SA10/19**	3.7	5		128	125	116	109	104	93	75	50	26
-	**4SA10/21**	4	5.5		141	138	128	120	115	103	83	56	29
-	**4SA10/24**	5	7		162	158	146	138	131	118	95	64	33
-	**4SA10/27**	5.5	7.5		182	178	164	155	148	133	107	71	37
-	**4SA10/30**	7	10		202	198	183	172	164	147	119	79	41
-	**4SA10/34**	7.5	10		229	224	207	195	186	167	135	90	47

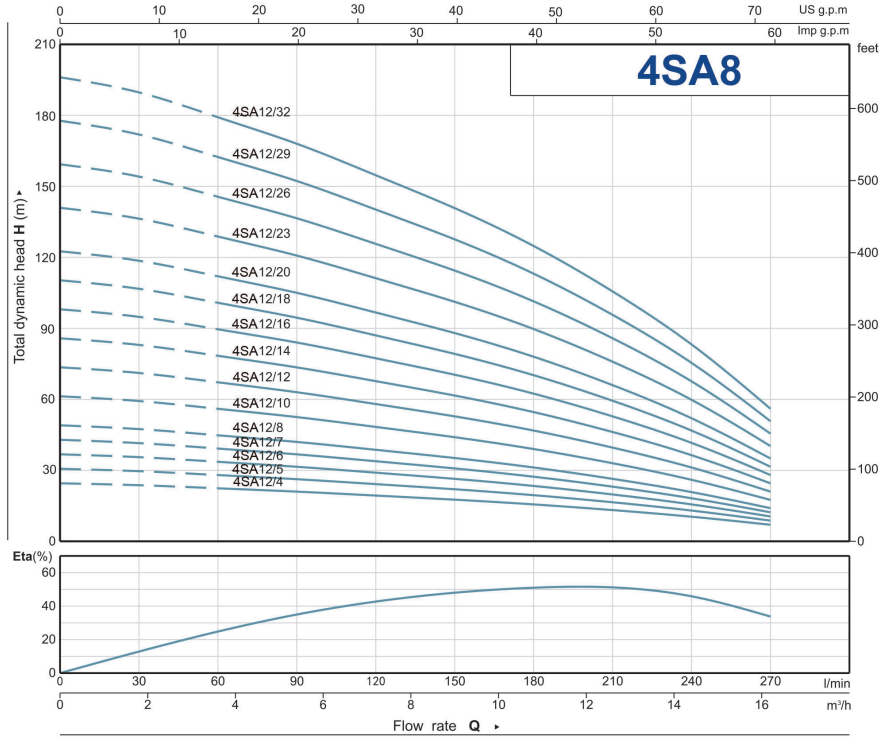

PERFORMANCE DATA 50Hz

MODEL		P_2		DELIVERY n≈2850 1/min										
1~ 220 - 240V	3~ 380 - 415V	kW	HP	Q m³/h	0	1.8	3.6	5.4	7.2	9.0	10.8	12.6	14.4	16.2
				Q l/min	0	30	60	90	120	150	180	210	240	270
4SAM12/4	**4SA12/4**	0.75	1	H(m)	25	24	22	21	19	18	16	13	10	7
4SAM12/5	**4SA12/5**	0.92	1.25		31	30	28	26	24	22	20	17	13	8
4SAM12/6	**4SA12/6**	1.1	1.5		37	36	34	31	29	26	23	20	16	10
4SAM12/7	**4SA12/7**	1.3	1.75		43	42	39	36	34	31	27	23	18	12
4SAM12/8	**4SA12/8**	1.5	2		49	48	45	42	39	35	31	27	21	14
4SAM12/10	**4SA12/10**	1.8	2.5		61	59	56	52	48	44	39	33	26	17
4SAM12/12	**4SA12/12**	2.2	3		74	71	67	62	58	53	47	40	31	20
4SAM12/14	**4SA12/14**	2.6	3.5		86	83	78	73	67	62	55	46	36	24
-	**4SA12/16**	3	4		98	95	90	83	77	71	63	53	42	27
-	**4SA12/18**	3.7	5		110	107	101	93	87	79	70	60	47	30
-	**4SA12/20**	4	5.5		123	119	112	104	96	88	78	66	52	34
-	**4SA12/23**	5	7		141	137	129	119	111	101	90	76	60	39
-	**4SA12/26**	5.5	7.5		159	154	145	135	125	115	102	86	67	44
-	**4SA12/29**	7	10		178	172	162	150	140	128	113	96	75	49
-	**4SA12/32**	7.5	10		196	190	179	166	154	141	125	106	83	54

SHOWFOU

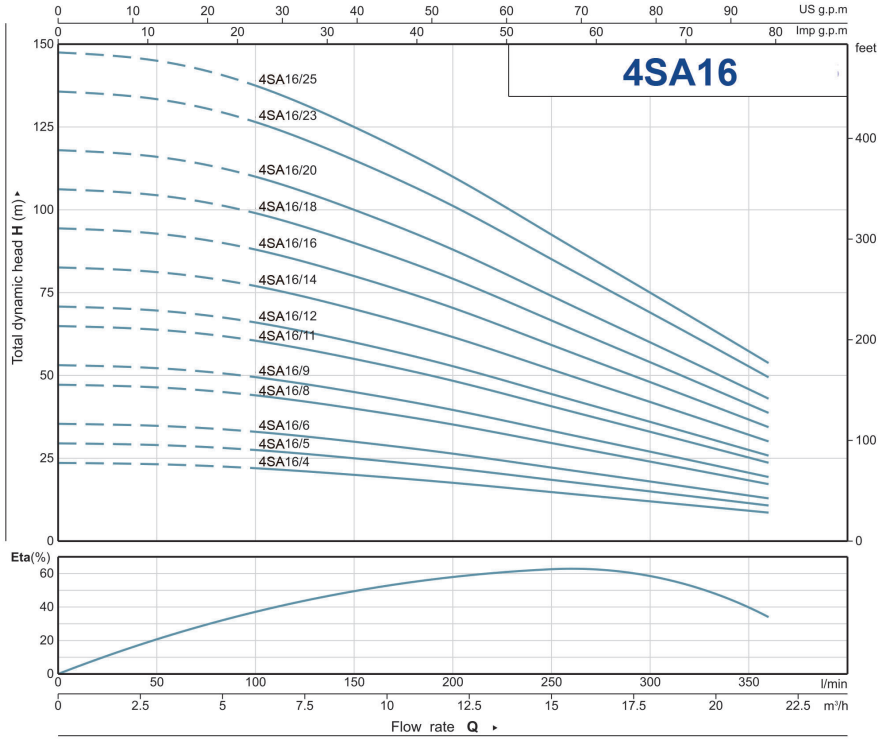

PERFORMANCE DATA 50Hz

MODEL		P_2		DELIVERY n≈2850 1/min								
1~ 220 - 240V	3~ 380 - 415V	kW	HP	Q m³/h	0	3	6	9	12	15	18	21
				Q l/min	0	50	100	150	200	250	300	350
4SA M16/4	4SA 16/4	1.1	1.5	H(m)	24	23	22	20	18	15	12	9
4SA M16/5	4SA 16/5	1.3	1.75		30	29	28	25	22	19	15	11
4SA M16/6	4SA 16/6	1.5	2		36	35	33	30	26	22	18	13
4SA M16/8	4SA 16/8	1.8	2.5		47	46	44	40	35	30	24	17
4SA M16/9	4SA 16/9	2.2	3		53	52	50	45	40	33	27	19
4SA M16/11	4SA 16/11	2.6	3.5		65	64	61	55	48	41	33	24
-	4SA 16/12	3	4		71	70	66	60	53	45	36	26
-	4SA 16/14	3.7	5		83	81	77	70	62	52	42	30
-	4SA 16/16	4	5.5		95	93	88	80	70	60	48	35
-	4SA 16/18	5	7		107	104	99	90	79	67	54	39
-	4SA 16/20	5.5	7.5		118	116	110	100	88	74	60	43
-	4SA 16/23	7	10		136	133	127	115	101	86	69	50
-	4SA 16/25	7.5	10		148	145	138	125	110	93	75	54

DIMENSION AND WEIGHT

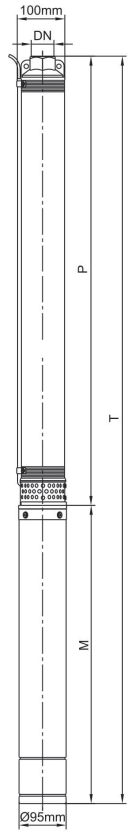

MODEL		DN	DIMENSION(mm)					WEIGHT(kg)				
1 ~ 220 - 240V	3 ~ 380 - 415V		P	M(S)	M(T)	T(S)	T(T)	P	M(S)	M(T)	T(S)	T(T)
4SAM2/7	4SA2/7	1"/1¼"/1½"	392	299	299	691	691	3.3	5.5	5.8	8.8	9.1
4SAM2/9	4SA2/9	1"/1¼"/1½"	440	314	314	754	754	3.8	6.7	6.7	10.5	10.5
4SAM2/12	4SA2/12	1"/1¼"/1½"	514	329	329	843	843	4.6	7.3	7.3	11.9	11.9
4SAM2/15	4SA2/15	1"/1¼"/1½"	587	359	344	946	931	5.2	8.7	8.0	13.9	13.2
4SAM2/18	4SA2/18	1"/1¼"/1½"	660	379	379	1039	1039	6.0	9.8	9.8	15.8	15.8
4SAM2/21	4SA2/21	1"/1¼"/1½"	765	399	379	1164	1144	6.7	10.6	9.8	17.3	16.5
4SAM2/24	4SA2/24	1"/1¼"/1½"	838	424	424	1262	1262	7.5	11.7	11.7	19.2	19.2
4SAM2/28	4SA2/28	1"/1¼"/1½"	936	449	424	1385	1360	8.4	12.9	11.7	21.3	20.1
4SAM2/32	4SA2/32	1"/1¼"/1½"	1033	514	514	1547	1547	9.4	15.7	15.7	25.1	25.1
4SAM2/37	4SA2/37	1"/1¼"/1½"	1155	554	514	1709	1669	10.7	17.7	15.7	28.4	26.4
4SAM2/42	4SA2/42	1"/1¼"/1½"	1309	594	554	1903	1863	11.9	19.8	17.7	31.7	29.6
-	4SA2/47	1"/1¼"/1½"	1431	-	594	-	2025	13.1	-	19.8	-	32.9
-	4SA2/52	1"/1¼"/1½"	1553	-	629	-	2182	14.3	-	21.4	-	35.7
-	4SA2/58	1"/1¼"/1½"	1699	-	669	-	2368	15.8	-	23.7	-	39.5
-	4SA2/64	1"/1¼"/1½"	1845	-	709	-	2554	17.3	-	25.5	-	42.8
4SAM3/5	4SA3/5	1¼"/1½"	355	299	299	654	654	2.8	5.5	5.8	8.3	8.6
4SAM3/7	4SA3/7	1¼"/1½"	409	314	314	723	723	3.4	6.7	6.7	10.1	10.1
4SAM3/10	4SA3/10	1¼"/1½"	490	329	329	814	819	4.1	7.3	7.3	11.4	11.4
4SAM3/13	4SA3/13	1¼"/1½"	571	359	344	930	915	4.9	8.7	8.0	13.6	12.9
4SAM3/15	4SA3/15	1¼"/1½"	624	379	379	1003	1003	5.4	9.8	9.8	15.2	15.2
4SAM3/18	4SA3/18	1¼"/1½"	737	399	379	1136	1116	6.2	10.6	9.8	16.8	16.0
4SAM3/20	4SA3/20	1¼"/1½"	790	424	424	1214	1214	6.7	11.7	11.7	18.4	18.4
4SAM3/22	4SA3/22	1¼"/1½"	844	449	424	1293	1268	7.3	12.9	11.7	20.2	19.0
4SAM3/26	4SA3/26	1¼"/1½"	952	502	514	1454	1466	8.3	15.7	15.7	24.0	24.0
4SAM3/30	4SA3/30	1¼"/1½"	1059	542	514	1601	1573	9.3	17.7	15.7	27.0	25.0
4SAM3/35	4SA3/35	1¼"/1½"	1194	594	554	1664	1748	10.6	19.8	17.7	30.4	28.3
-	4SA3/40	1¼"/1½"	1360	-	594	-	1954	11.9	-	19.8	-	31.7
-	4SA3/45	1¼"/1½"	1494	-	658	-	2152	13.2	-	21.4	-	34.6
-	4SA3/50	1¼"/1½"	1629	-	698	-	2327	14.5	-	23.7	-	38.2
-	4SA3/56	1¼"/1½"	1790	-	738	-	2528	16.1	-	25.5	-	41.6
-	4SA3/62	1¼"/1½"	1983	-	788	-	2771	17.6	-	28.0	-	45.6
4SAM4/6	4SA4/6	1¼"/1½"/2"	396	314	314	710	710	3.2	6.7	6.7	9.9	9.9
4SAM4/8	4SA4/8	1¼"/1½"/2"	454	329	329	783	783	3.7	7.3	7.3	11.0	11.0
4SAM4/10	4SA4/10	1¼"/1½"/2"	513	359	344	872	857	4.3	8.7	8.0	13.0	12.3
4SAM4/12	4SA4/12	1¼"/1½"/2"	571	379	379	950	950	4.8	9.8	9.8	14.6	14.6
4SAM4/14	4SA4/14	1¼"/1½"/2"	630	399	379	1029	1009	5.3	10.6	9.8	15.9	15.1
4SAM4/16	4SA4/16	1¼"/1½"/2"	688	424	424	1112	1112	5.9	11.7	11.7	17.6	17.6
4SAM4/18	4SA4/18	1¼"/1½"/2"	778	449	424	1227	1202	6.4	12.9	11.7	19.3	18.1
4SAM4/21	4SA4/21	1¼"/1½"/2"	866	502	514	1368	1380	7.2	15.7	15.7	22.9	22.9
4SAM4/24	4SA4/24	1¼"/1½"/2"	953	542	514	1495	1467	8.1	17.7	15.7	25.8	23.8
4SAM4/28	4SA4/28	1¼"/1½"/2"	1070	594	554	1664	1624	9.1	19.8	17.7	28.9	26.8
-	4SA4/32	1¼"/1½"/2"	1187	-	594	-	1781	10.2	-	19.8	-	30.0
-	4SA4/36	1¼"/1½"/2"	1335	-	658	-	1993	11.3	-	21.4	-	32.7
-	4SA4/40	1¼"/1½"/2"	1452	-	698	-	2150	12.4	-	23.7	-	36.1
-	4SA4/45	1¼"/1½"/2"	1598	-	738	-	2336	13.7	-	25.5	-	39.2
-	4SA4/50	1¼"/1½"/2"	1744	-	788	-	2532	15.1	-	28.0	-	43.1
-	4SA4/56	1¼"/1½"/2"	1951	-	848	-	2799	16.7	-	30.0	-	46.7
-	4SA4/62	1¼"/1½"/2"	2126	-	908	-	3034	18.4	-	34.0	-	52.4

SHOWFOU

DIMENSION AND WEIGHT

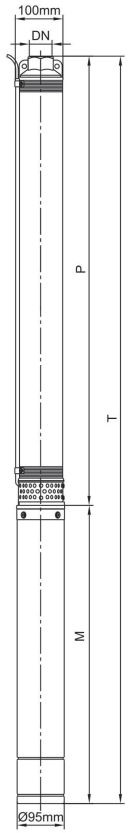

MODEL		DN	DIMENSION(mm)					WEIGHT(kg)				
1 ~ 220 - 240V	3 ~ 380 - 415V		P	M(S)	M(T)	T(S)	T(T)	P	M(S)	M(T)	T(S)	T(T)
4SAM6/5	**4SA6/5**	1¼"/1½"/2"	400	314	314	714	714	3.0	6.7	6.7	9.7	9.7
4SAM6/6	**4SA6/6**	1¼"/1½"/2"	435	344	344	779	779	3.3	8.0	8.0	11.3	11.3
4SAM6/7	**4SA6/7**	1¼"/1½"/2"	469	344	344	813	813	3.6	8.0	8.0	11.6	11.6
4SAM6/8	**4SA6/8**	1¼"/1½"/2"	510	359	359	869	869	3.8	8.7	8.7	12.5	12.5
4SAM6/9	**4SA6/9**	1¼"/1½"/2"	538	379	379	917	917	4.1	9.8	9.8	13.9	13.9
4SAM6/11	**4SA6/11**	1¼"/1½"/2"	607	399	379	1006	986	4.7	10.6	9.8	15.3	14.5
4SAM6/13	**4SA6/13**	1¼"/1½"/2"	642	424	424	1066	1066	5.0	11.7	11.7	16.7	16.7
4SAM6/15	**4SA6/15**	1¼"/1½"/2"	742	449	424	1191	1166	5.6	12.9	11.7	18.5	17.3
4SAM6/17	**4SA6/17**	1¼"/1½"/2"	846	502	514	1348	1360	6.4	15.7	15.7	22.1	22.1
4SAM6/20	**4SA6/20**	1¼"/1½"/2"	949	542	514	1491	1463	7.3	17.7	15.7	25.0	23.0
4SAM6/23	**4SA6/23**	1¼"/1½"/2"	1053	594	554	1647	1607	8.1	19.8	17.7	27.9	25.8
-	**4SA6/26**	1¼"/1½"/2"	1156	-	594	-	1750	9.0	-	19.8	-	28.8
-	**4SA6/30**	1¼"/1½"/2"	1326	-	658	-	1984	10.1	-	21.4	-	31.5
-	**4SA6/34**	1¼"/1½"/2"	1464	-	698	-	2162	11.3	-	23.7	-	35.0
-	**4SA6/38**	1¼"/1½"/2"	1602	-	738	-	2340	12.4	-	25.5	-	37.9
-	**4SA6/42**	1¼"/1½"/2"	1740	-	788	-	2528	13.6	-	28.0	-	41.6
-	**4SA6/47**	1¼"/1½"/2"	1944	-	848	-	2792	15.0	-	30.0	-	45.0
-	**4SA6/52**	1¼"/1½"/2"	2116	-	908	-	3024	16.4	-	34.0	-	50.4
4SAM8/5	**4SA8/5**	1¼"/1½"/2"	456	344	344	800	800	3.2	8.0	8.0	11.2	11.2
4SAM8/6	**4SA8/6**	1¼"/1½"/2"	475	359	344	872	857	3.3	8.7	8.0	12.6	11.9
4SAM8/7	**4SA8/7**	1¼"/1½"/2"	494	359	344	853	838	3.6	8.7	8.0	12.3	11.6
4SAM8/8	**4SA8/8**	1¼"/1½"/2"	532	379	379	911	911	3.9	9.8	9.8	13.7	13.7
4SAM8/9	**4SA8/9**	1¼"/1½"/2"	570	399	379	969	949	4.2	10.6	9.8	14.8	14.0
4SAM8/10	**4SA8/10**	1¼"/1½"/2"	609	424	424	1033	1033	4.5	11.7	11.7	16.2	16.2
4SAM8/12	**4SA8/12**	1¼"/1½"/2"	717	449	424	1165	1141	5.1	12.9	11.7	18.0	16.8
4SAM8/14	**4SA8/14**	1¼"/1½"/2"	793	502	514	1295	1307	5.7	15.7	15.7	21.4	21.4
4SAM8/17	**4SA8/17**	1¼"/1½"/2"	907	542	514	1449	1421	6.6	17.7	15.7	24.3	22.3
4SAM8/20	**4SA8/20**	1¼"/1½"/2"	1021	594	554	1615	1575	7.5	19.8	17.7	27.3	25.2
-	**4SA8/23**	1¼"/1½"/2"	1136	-	594	-	1730	8.4	-	19.8	-	28.2
-	**4SA8/26**	1¼"/1½"/2"	1250	-	658	-	1908	9.2	-	21.4	-	30.6
-	**4SA8/29**	1¼"/1½"/2"	1396	-	698	-	2094	10.1	-	23.7	-	33.8
-	**4SA8/33**	1¼"/1½"/2"	1548	-	738	-	2286	11.3	-	25.5	-	36.8
-	**4SA8/37**	1¼"/1½"/2"	1701	-	788	-	2489	12.5	-	28.0	-	40.5
-	**4SA8/41**	1¼"/1½"/2"	1884	-	848	-	2732	13.7	-	30.0	-	43.7
-	**4SA8/45**	1¼"/1½"/2"	2037	-	908	-	2945	14.9	-	34.0	-	48.9
4SAM10/5	**4SA10/5**	1½"/2"	418	359	344	777	762	3.0	8.7	8.0	11.7	11.0
4SAM10/6	**4SA10/6**	1½"/2"	456	379	379	835	835	3.3	9.8	9.8	13.1	13.1
4SAM10/7	**4SA10/7**	1½"/2"	494	399	379	893	873	3.6	10.6	9.8	14.2	13.4
4SAM10/8	**4SA10/8**	1½"/2"	532	424	424	956	956	3.9	11.7	11.7	15.6	15.6
4SAM10/9	**4SA10/9**	1½"/2"	570	449	424	1019	994	4.2	12.9	11.7	17.1	15.9
4SAM10/10	**4SA10/10**	1½"/2"	608	449	424	1057	1032	4.5	12.9	11.7	17.4	16.2
4SAM10/11	**4SA10/11**	1½"/2"	646	502	514	1148	1160	4.8	15.7	15.7	20.5	20.5
4SAM10/13	**4SA10/13**	1½"/2"	722	542	514	1264	1236	5.4	17.7	15.7	23.1	21.1
4SAM10/15	**4SA10/15**	1½"/2"	798	594	554	1392	1352	6.0	19.8	17.7	25.8	23.7
-	**4SA10/17**	1½"/2"	874	-	594	-	1468	6.6	-	19.8	-	26.4
-	**4SA10/19**	1½"/2"	950	-	658	-	1608	7.2	-	21.4	-	28.6
-	**4SA10/21**	1½"/2"	1026	-	698	-	1724	7.8	-	23.7	-	31.5
-	**4SA10/24**	1½"/2"	1140	-	738	-	1878	8.7	-	25.5	-	34.2
-	**4SA10/27**	1½"/2"	1254	-	788	-	2042	9.6	-	28.0	-	37.6
-	**4SA10/30**	1½"/2"	1368	-	848	-	2216	10.5	-	30.0	-	40.5
-	**4SA10/34**	1½"/2"	1520	-	908	-	2428	11.7	-	34.0	-	45.7

DIMENSION AND WEIGHT

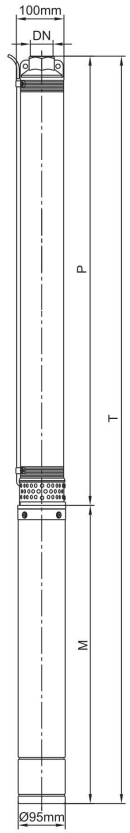

MODEL		DN	DIMENSION(mm)					WEIGHT(kg)				
1 ~ 220 - 240V	3 ~ 380 - 415V		P	M(S)	M(T)	T(S)	T(T)	P	M(S)	M(T)	T(S)	T(T)
4SAM12/4	**4SA12/4**	2"	452	359	344	811	796	3.1	8.7	8.0	11.8	11.1
4SAM12/5	**4SA12/5**	2"	508	379	379	887	887	3.5	9.8	9.8	13.3	13.3
4SAM12/6	**4SA12/6**	2"	564	399	379	963	943	3.8	10.6	9.8	14.4	13.6
4SAM12/7	**4SA12/7**	2"	620	424	424	1044	1044	4.2	11.7	11.7	15.9	15.9
4SAM12/8	**4SA12/8**	2"	676	449	424	1125	1100	4.6	12.9	11.7	17.5	16.3
4SAM12/10	**4SA12/10**	2"	819	502	514	1321	1334	5.4	15.7	15.7	21.1	21.1
4SAM12/12	**4SA12/12**	2"	931	542	514	1473	1445	6.1	17.7	15.7	23.8	21.8
4SAM12/14	**4SA12/14**	2"	1043	594	554	1637	1597	6.9	19.8	17.7	26.7	24.6
-	**4SA12/16**	2"	1155	-	594	-	1749	7.6	-	19.8	-	27.4
-	**4SA12/18**	2"	1298	-	658	-	1956	8.4	-	21.4	-	29.8
-	**4SA12/20**	2"	1410	-	698	-	2108	9.2	-	23.7	-	32.9
-	**4SA12/23**	2"	1578	-	738	-	2316	10.3	-	25.5	-	35.8
-	**4SA12/26**	2"	1745	-	788	-	2533	11.4	-	28.0	-	39.4
-	**4SA12/29**	2"	1944	-	848	-	2793	12.6	-	30.0	-	42.6
-	**4SA12/32**	2"	2143	-	908	-	3020	13.7	-	34.0	-	47.7

MODEL		DN	DIMENSION(mm)					WEIGHT(kg)				
1 ~ 220 - 240V	3 ~ 380 - 415V		P	M(S)	M(T)	T(S)	T(T)	P	M(S)	M(T)	T(S)	T(T)
4SAM16/4	**4SA16/4**	2"	502	399	379	901	881	3.4	10.6	9.8	14.0	13.2
4SAM16/5	**4SA16/5**	2"	570	424	424	994	995	3.8	11.7	11.7	15.5	15.5
4SAM16/6	**4SA16/6**	2"	639	449	424	1088	1063	4.3	12.9	11.7	17.2	16.0
4SAM16/8	**4SA16/8**	2"	807	502	514	1309	1322	5.2	15.7	15.7	20.9	20.9
4SAM16/9	**4SA16/9**	2"	876	542	514	1418	1390	5.6	17.7	15.7	23.3	21.3
4SAM16/11	**4SA16/11**	2"	1013	594	554	1607	1567	6.5	19.8	17.7	26.3	24.2
-	**4SA16/12**	2"	1081	-	594	-	1675	7.0	-	19.8	-	26.8
-	**4SA16/14**	2"	1218	-	658	-	1876	7.9	-	21.4	-	29.3
-	**4SA16/16**	2"	1386	-	698	-	2084	8.8	-	23.7	-	32.5
-	**4SA16/18**	2"	1523	-	738	-	2261	9.7	-	25.5	-	35.2
-	**4SA16/20**	2"	1660	-	788	-	2448	10.6	-	28.0	-	38.6
-	**4SA16/23**	2"	1897	-	848	-	2745	11.9	-	30.0	-	41.9
-	**4SA16/25**	2"	2034	-	908	-	2942	12.8	-	34.0	-	46.8

6SA

Applications
For water supply from wells or reservoirs
For domestic use, for civil and industrial applications
For garden use and irrigation

Operating conditions
Maximum fluid temperature up to +35°C
Maximum sand content: 0.25%
Minimum well diameter: 6"

Motor and Pump
Rewindable motor
Single-phase: 220 - 240V/50Hz
Three-phase: 380 - 415V/50Hz
Equip with start control box or digital auto-control box
Curve tolerance according to ISO 9906

Options on request
Special mechanical seal
Other voltages or frequency 60Hz
Single phase motor with built-in capacitor

Warranty: 1 years
(according to our general sales conditions)

6SA

Components	Material
Pump external casing	AISI 304 SS
Delivery casing	①Cast-Cu ASTM C85500 ②AISI 304 SS
Suction lantern	AISI 304 SS
Diffuser	Plastic.PC
Impeller	Plastic.POM
Shaft	AISI 304 SS
Shaft coupling	AISI 304 SS
Wear ring	AISI 304 SS
Motor external casing	AISI 304 SS
Top chock	Cast-iron ASTM NO.30
Bottom support	AISI 304 SS
Mechanical seal	Special seal for deep well(Graphite-Ceramic)
Shaft	AISI 304 SS-ASTM 5140
Seal lubricant oil	Oil for food machinery and pharmaceutic use.

6 SA (M) 15 / 4

- 4 — impeller's number
- 15 — capacity (m^3/h)
- (M) — single phase (three phase with no M marked)
- SA — pump name
- 6 — well Ø 6"

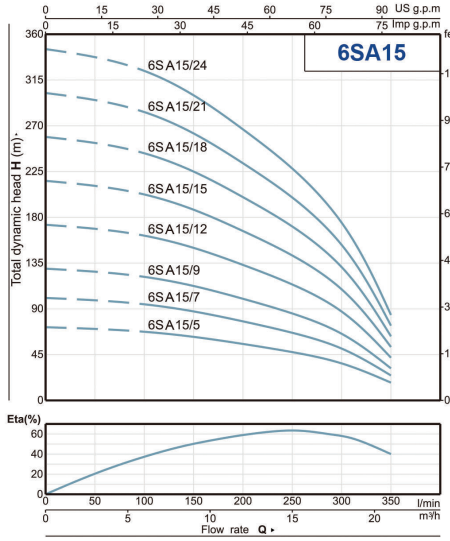

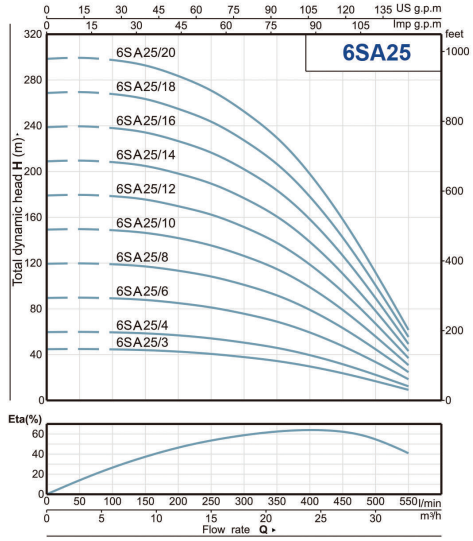

PERFORMANCE DATA 50Hz

MODEL		P_2		DELIVERY n≈2850 1/min								
1 ~ 220 - 240V	3 ~ 380 - 415V	kW	HP	Q m^3/h	0	3	6	9	12	15	18	21
				Q l/min	0	50	100	150	200	250	300	350
6SAM15/5	6SA15/5	3	4	H(m)	72	70	68	63	56	48	36	18
6SAM15/7	6SA15/7	4	5.5		101	99	95	88	78	67	51	25
6SAM15/9	6SA15/9	5.5	7.5		129	127	122	113	100	86	66	32
-	6SA15/12	7.5	10		173	169	162	150	134	114	88	42
-	6SA15/15	9.2	12.5		216	211	203	188	167	143	109	53
-	6SA15/18	11	15		259	254	243	225	200	171	131	63
-	6SA15/21	13	17.5		302	296	284	263	234	200	153	74
-	6SA15/24	15	20		345	338	324	300	267	228	175	84

PERFORMANCE DATA 50Hz

MODEL		P_2		DELIVERY n≈2850 1/min												
1 ~ 220 - 240V	3 ~ 380 - 415V	kW	HP	Q m^3/h	0	3	6	9	12	15	18	21	24	27	30	33
				Q l/min	0	50	100	150	200	250	300	350	400	450	500	550
6SAM25/3	6SA25/3	3	4	H(m)	45	45	45	44	42	40	38	33	28	22	16	9
6SAM25/4	6SA25/4	4	5.5		60	60	60	58	56	54	50	45	39	30	21	12
6SAM25/6	6SA25/6	5.5	7.5		90	90	89	88	85	81	76	66	58	45	32	18
-	6SA25/8	7.5	10		120	120	119	117	113	108	101	89	78	60	43	24
-	6SA25/10	9.2	12.5		150	150	149	146	141	135	126	111	97	75	55	30
-	6SA25/12	11	15		179	180	179	175	169	162	151	134	117	90	65	36
-	6SA25/14	13	17.5		209	210	209	204	197	189	176	156	136	105	76	42
-	6SA25/16	15	20		239	240	238	234	226	216	202	178	156	120	87	48
-	6SA25/18	18.5	25		269	270	268	263	254	243	227	201	176	135	98	54
-	6SA25/20	18.5	25		299	300	298	292	282	270	252	223	195	150	109	60

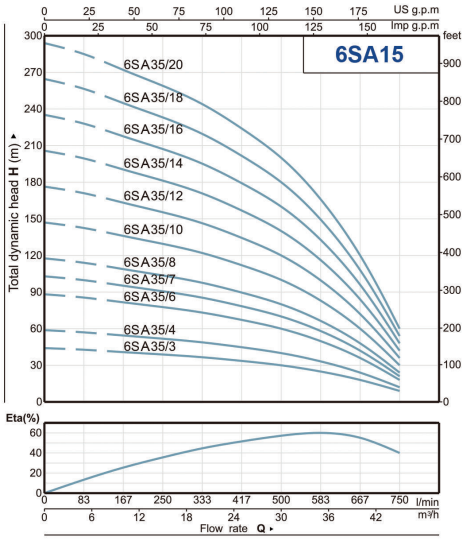

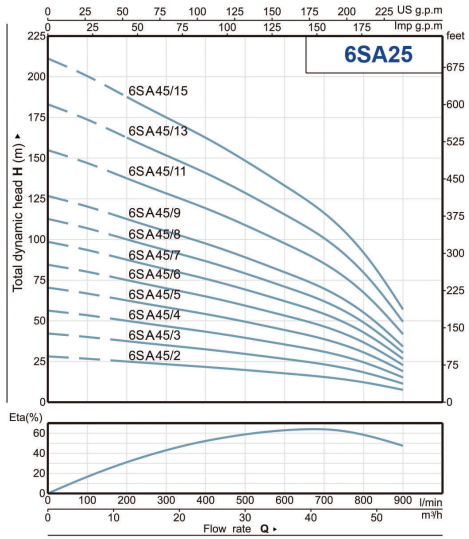

PERFORMANCE DATA 50Hz

MODEL		P_2		DELIVERY										n≈2850 1/min
1~ 220 - 240V	3~ 380 - 415V	kW	HP	Q m³/h	0	5	10	15	20	25	30	35	40	45
				Q l/min	0	83	167	250	333	417	500	583	667	750
6SAM35/3	6SA35/3	4	5.5	H(m)	44	43	41	39	37	34	30	25	18	9
6SAM35/4	6SA35/4	5.5	7.5		59	57	54	52	49	45	40	33	24	12
-	6SA35/6	7.5	10		88	86	82	78	73	67	60	50	36	18
-	6SA35/7	9.2	12.5		103	100	95	91	85	78	70	58	42	21
-	6SA35/8	11	15		118	114	109	104	98	90	80	66	48	24
-	6SA35/10	13	17.5		147	143	136	130	122	112	100	83	60	30
-	6SA35/12	15	20		176	171	163	155	146	134	120	100	72	36
-	6SA35/14	18.5	25		206	200	190	181	171	157	140	116	84	42
-	6SA35/16	18.5	25		235	228	218	207	195	179	160	133	96	48
-	6SA35/18	22	30		265	257	245	233	220	202	180	149	108	54
-	6SA35/20	22	30		294	285	272	259	244	224	200	166	120	60

PERFORMANCE DATA 50Hz

MODEL		P_2		DELIVERY										n≈2850 1/min
1~ 220 - 240V	3~ 380 - 415V	kW	HP	Q m³/h	0	6	12	18	24	30	36	42	48	54
				Q l/min	0	100	200	300	400	500	600	700	800	900
6SAM45/2	6SA45/2	4	5.5	H(m)	28	27	25	23	22	20	18	15	12	8
6SAM45/3	6SA45/3	5.5	7.5		42	40	38	35	33	30	27	23	18	11
-	6SA45/4	7.5	10		56	53	50	47	43	39	35	31	25	15
-	6SA45/5	9.2	12.5		70	67	63	58	54	49	44	39	31	19
-	6SA45/6	11	15		84	80	75	70	65	59	53	46	37	23
-	6SA45/7	13	17.5		98	93	88	82	76	69	62	54	43	27
-	6SA45/8	15	20		113	107	100	93	87	79	71	62	49	30
-	6SA45/9	18.5	25		127	120	113	105	98	89	80	70	55	34
-	6SA45/11	18.5	25		155	147	138	128	120	109	98	85	67	42
-	6SA45/13	22	30		183	173	163	152	141	128	115	101	80	49
-	6SA45/15	22	30		211	200	188	175	163	148	133	116	92	57

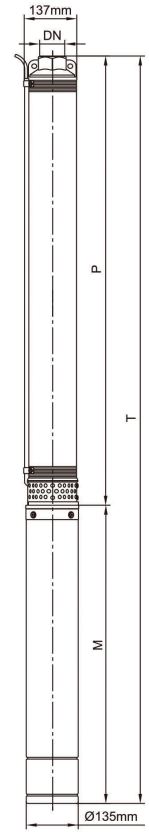

DIMENSION AND WEIGHT

MODEL		DN	DIMENSION(mm)					WEIGHT(kg)				
1~ 220 - 240V	3~ 380 - 415V		P	M(S)	M(T)	T(S)	T(T)	P	M(S)	M(T)	T(S)	T(T)
6SAM15/5	6SA15/5	3"/4"	555	488	488	1043	1043	7.8	22.5	22.5	30.3	30.3
6SAM15/7	6SA15/7	3"/4"	635	528	528	1163	1163	9.3	25.1	25.1	34.4	34.4
6SAM15/9	6SA15/9	3"/4"	715	578	578	1293	1293	10.8	28.9	28.9	39.7	39.7
-	6SA15/12	3"/4"	836	-	638	-	1474	13.1	-	33.9	-	47.0
-	6SA15/15	3"/4"	956	-	698	-	1654	15.4	-	40.2	-	55.6
-	6SA15/18	3"/4"	1076	-	763	-	1839	17.7	-	46.5	-	64.2
-	6SA15/21	3"/4"	1196	-	823	-	2019	20.0	-	53.5	-	73.5
-	6SA15/24	3"/4"	1317	-	888	-	2205	22.3	-	60.5	-	82.8

MODEL		DN	DIMENSION(mm)					WEIGHT(kg)				
1~ 220 - 240V	3~ 380 - 415V		P	M(S)	M(T)	T(S)	T(T)	P	M(S)	M(T)	T(S)	T(T)
6SAM25/3	6SA25/3	3"/4"	495	488	488	983	983	6.8	22.5	22.5	29.3	29.3
6SAM25/4	6SA25/4	3"/4"	543	528	528	1071	1071	7.5	25.1	25.1	32.6	32.6
6SAM25/6	6SA25/6	3"/4"	638	578	578	1216	1216	9.1	28.9	28.9	38.0	38.0
-	6SA25/8	3"/4"	734	-	638	-	1372	10.6	-	33.9	-	44.5
-	6SA25/10	3"/4"	827	-	698	-	1525	12.1	-	40.2	-	52.3
-	6SA25/12	3"/4"	922	-	763	-	1685	13.6	-	46.5	-	60.1
-	6SA25/14	3"/4"	1016	-	823	-	1839	15.1	-	53.5	-	68.6
-	6SA25/16	3"/4"	1111	-	888	-	1999	16.6	-	60.5	-	77.1
-	6SA25/18	3"/4"	1206	-	939	-	2145	18.1	-	80.9	-	99.0
-	6SA25/20	3"/4"	1300	-	939	-	2239	19.6	-	80.9	-	100.5

MODEL		DN	DIMENSION(mm)					WEIGHT(kg)				
1~ 220 - 240V	3~ 380 - 415V		P	M(S)	M(T)	T(S)	T(T)	P	M(S)	M(T)	T(S)	T(T)
6SAM35/3	6SA35/3	3"/4"	528	528	528	1056	1056	7.1	25.1	25.1	32.2	32.2
6SAM35/4	6SA35/4	3"/4"	587	578	578	1165	1165	8.0	28.9	28.9	36.9	36.9
-	6SA35/6	3"/4"	703	-	638	-	1341	9.7	-	33.9	-	43.6
-	6SA35/7	3"/4"	762	-	698	-	1460	10.6	-	40.2	-	50.8
-	6SA35/8	3"/4"	820	-	763	-	1583	11.5	-	46.5	-	58.0
-	6SA35/10	3"/4"	936	-	823	-	1759	13.3	-	53.5	-	66.8
-	6SA35/12	3"/4"	1053	-	888	-	1941	15.1	-	60.5	-	75.6
-	6SA35/14	3"/4"	1169	-	939	-	2108	16.9	-	80.9	-	97.8
-	6SA35/16	3"/4"	1285	-	939	-	2224	18.7	-	80.9	-	99.6
-	6SA35/18	3"/4"	1402	-	1019	-	2421	20.5	-	91.6	-	112.1
-	6SA35/20	3"/4"	1518	-	1019	-	2537	22.3	-	91.6	-	113.9

MODEL		DN	DIMENSION(mm)					WEIGHT(kg)				
1~ 220 - 240V	3~ 380 - 415V		P	M(S)	M(T)	T(S)	T(T)	P	M(S)	M(T)	T(S)	T(T)
6SAM45/2	6SA45/2	3"/4"	492	528	528	1020	1020	6.4	25.1	25.1	31.5	31.5
6SAM45/3	6SA45/3	3"/4"	561	578	578	1139	1139	7.4	28.9	28.9	36.3	36.3
-	6SA45/4	3"/4"	630	-	638	-	1268	8.4	-	33.9	-	42.3
-	6SA45/5	3"/4"	700	-	698	-	1398	9.4	-	40.2	-	49.6
-	6SA45/6	3"/4"	769	-	763	-	1532	10.4	-	46.5	-	56.9
-	6SA45/7	3"/4"	838	-	823	-	1661	11.4	-	53.5	-	64.9
-	6SA45/8	3"/4"	907	-	888	-	1795	13.4	-	60.5	-	73.9
-	6SA45/9	3"/4"	976	-	939	-	1915	14.4	-	80.9	-	95.3
-	6SA45/11	3"/4"	1114	-	939	-	2053	16.4	-	80.9	-	97.3
-	6SA45/13	3"/4"	1253	-	1019	-	2272	18.4	-	91.6	-	110.0
-	6SA45/15	3"/4"	1391	-	1019	-	2410	20.4	-	91.6	-	112.0